

National Measure of Academic Performance (MAP) Research:

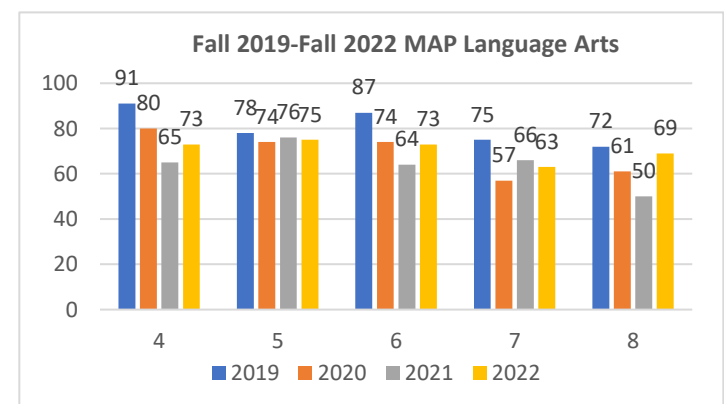
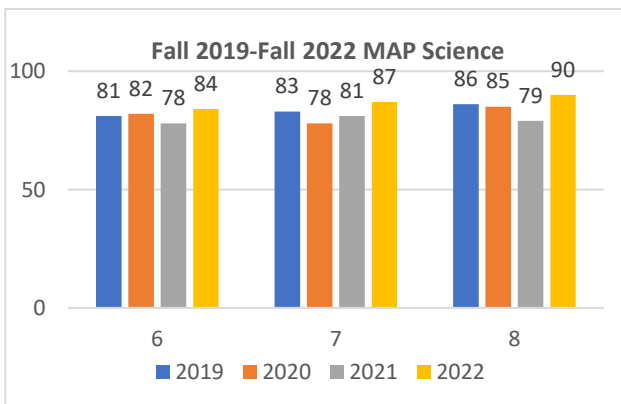
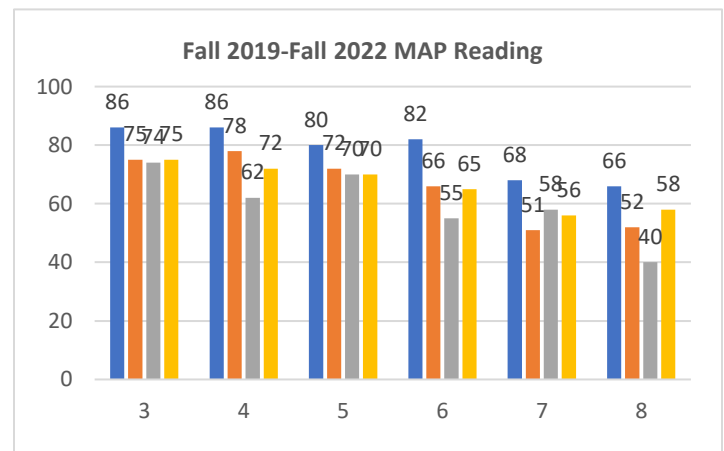
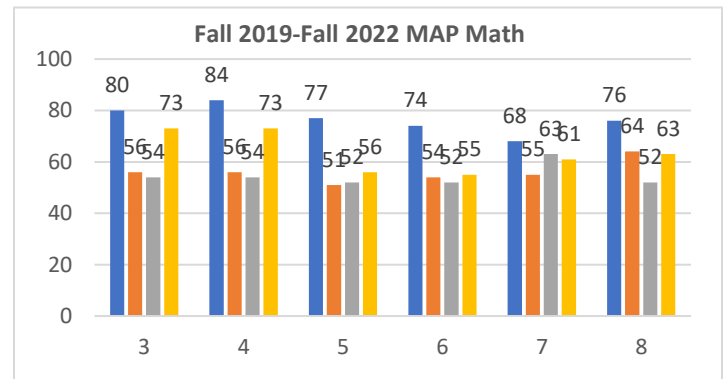
- The pandemic had profound impacts on student achievement.
- MAP scores decreased for all student subgroups from Fall of 2019 to Fall of 2020 & Fall of 2020 to Fall of 2021.
- Subgroups were not affected equally.
- Sources:
 - * <https://www.nwea.org/research/publication/student-achievement-in-2021-22-cause-for-hope-and-continued-urgency/>
 - * <https://www.nwea.org/research/publication/learning-during-covid-19-an-update-on-student-achievement-and-growth-at-the-start-of-the-2021-22-school-year/>

Effect on Norfolk Public Schools K-8 Students:

- Prior to the pandemic (Fall 2019) Norfolk Public Schools' students were performing well above the national average (50th percentile) in all subject areas.
- Significant declines in achievement occurred during the pandemic (Fall 2020 and Fall 2021). However, scores remained above the national average.
- Recent scores (Fall 2022) show improvement; but they have not (yet) reached pre-pandemic levels.
- Science is an exception. Scores were in the 80th percentile for all grade levels prior to the pandemic. They dipped slightly during the pandemic but have fully recovered and are above pre-pandemic levels.
- Source: <https://nep.education.ne.gov/>

A National Comparison of the Effects of the Pandemic on Student Subgroups

Elementary	>	Secondary
Hispanic, American Indian & Black	>	White & Asian
Poor	>	Affluent
Low Achievers	>	High Achievers
Math	>	Reading



Student Achievement at Norfolk Public Schools (2019-2022)

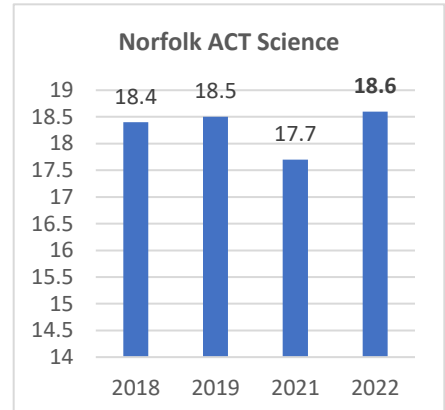
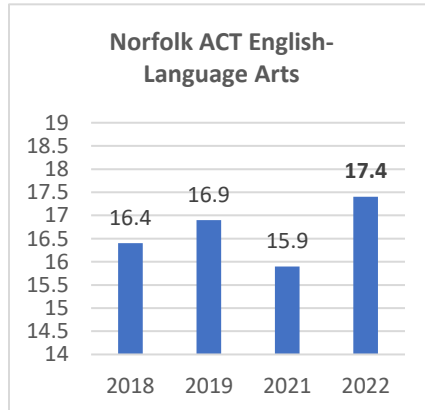
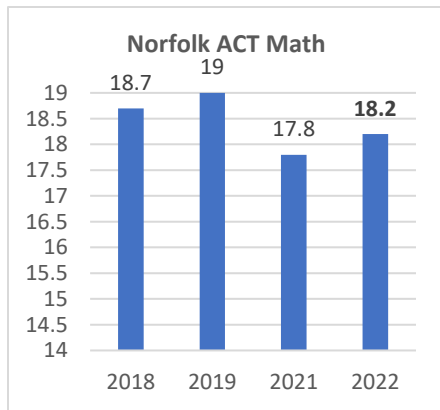
Pre-Pandemic to Post-Pandemic Results

National American College Testing (ACT) Research:

- The Nebraska composite ACT Score decreased 2018 to 2022
- That National composite ACT Score decreased 2018 to 2022.
- Norfolk’s composite ACT Score increased from 2018 to 2022.
- Sources:
 - <http://www.act.com>
 - <http://www.nep.education/ne.gov>

Results at Norfolk Senior High School:

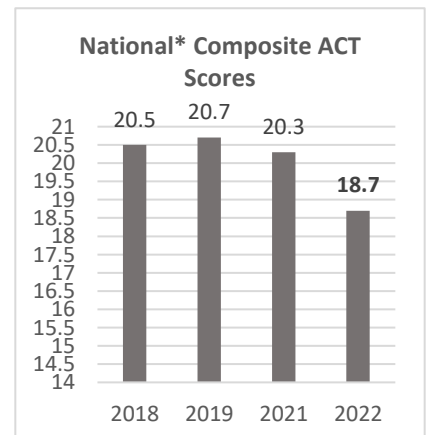
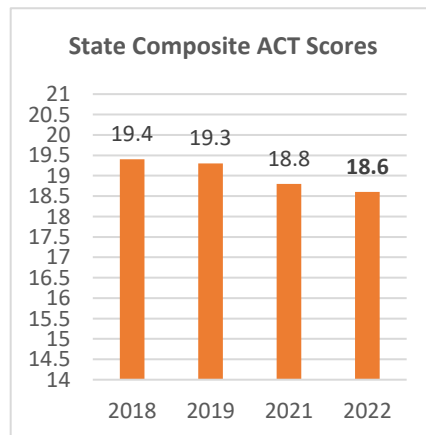
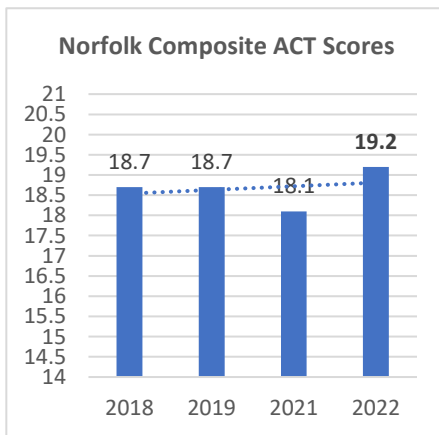
Norfolk’s Performance on the ACT has improved in all subject areas.



Norfolk is now performing above the state average. Norfolk is also performing above the national average—when compared to the states who have at least 80% of their students participating in the ACT. (Some states only assess students who are planning to attend college.)

- Sources:
- <http://www.act.com>
 - <https://nep.education.ne.gov/Links>

ACT Participation Rate	
Norfolk	97%
Nebraska	94%
U.S.	36%



* Average of states with at least 80% participation rate.