

Jan 1, 2018 to Present

SUPERVISORY REPORT



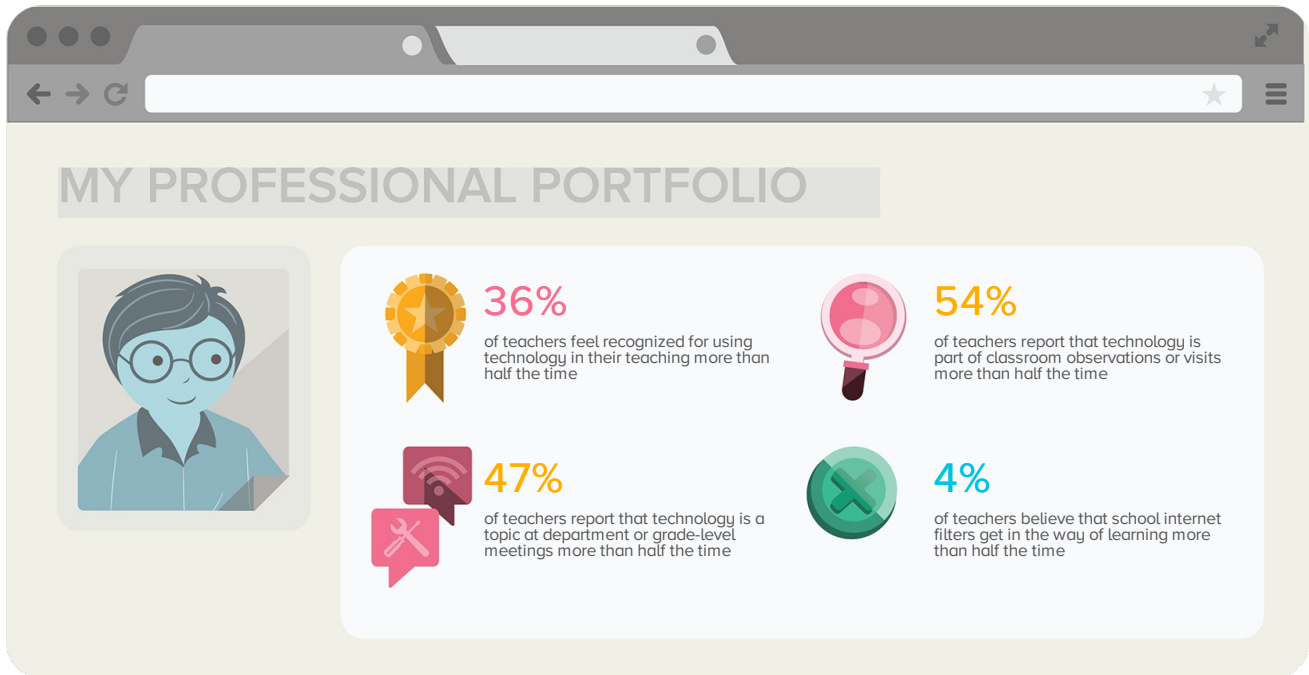
Marzano's research on effective schools reports that strong leadership is one of the top five school-level factors impacting academic outcomes for students.

Effective leadership and supportive policies can greatly impact the learning environment. *Marzano's* research on effective schools reports that strong leadership is one of the top five school-level factors impacting academic outcomes for students.

In schools that support 21st Century Learning, leaders regularly engage teachers in observations, class visits, and discussions about best practices for teaching with technology. However, many teachers do not feel that their school is making 21st Century Learning a priority. According to a *Walden University* study, only 66% of teachers feel that administrators are supportive of new technology use, yet 92% of administrators state that they are supportive of new technology use.

Rewarding and acknowledging teachers' use of new technologies is a critical piece of the puzzle. Clarity CASE data from thousands of schools reveals that only 37% of teachers feel that they are rewarded for using technology more than half of the time. Furthermore, 17% of all Clarity teachers believe that school Internet filters thwart the learning process more than half of the time.

Creating an environment that supports and acknowledges teachers for their efforts with new technologies is necessary for transformatonal learning to happen system-wide.



Contributing Factors

The factors that most contribute to the success of your organization include ...



36% of teachers feel rewarded for using technology more than half the time



54% of teachers report that technology is part of classroom observations or visits more than half the time



47% of teachers report that technology is a topic at department and grade-level meetings more than half the time



71% of teachers believe that school filters rarely or never get in the way of learning

CASE™ Score Legend



Beginning
800-899



Emerging
900-999



Proficient
1000-1099

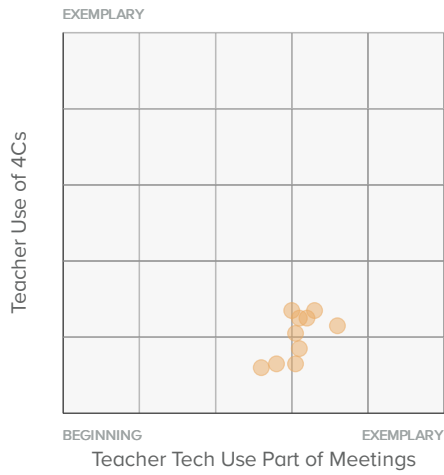
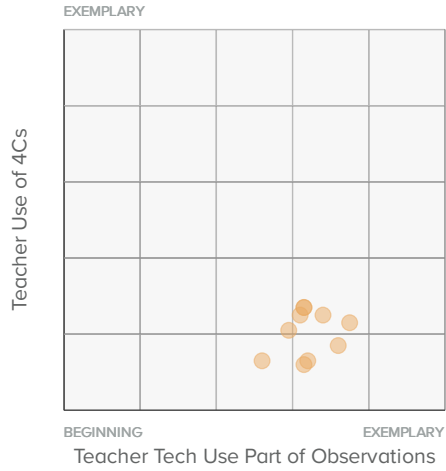
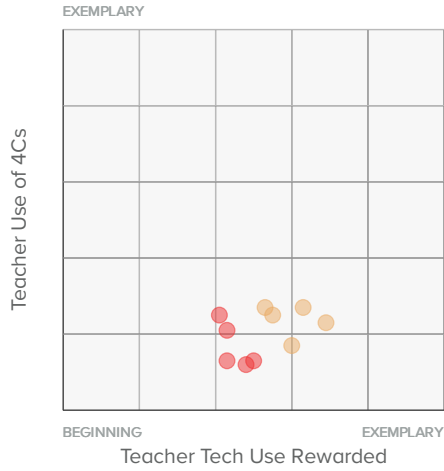


Advanced
1100-1199



Exemplary
1200-1300

Scatterplots



CASE™ Score Legend

- Beginning
800-899
- Emerging
900-999
- Proficient
1000-1099
- Advanced
1100-1199
- Exemplary
1200-1300

SCHOOL SCORECARD

Schools	Date Range	Technology Use is Rewarded	Technology Use in Observations	Technology Use in Meetings
Bel Air Elementary School	Apr 16, 2018 - Apr 30, 2018	●	●	●
Grant Elementary School	Apr 16, 2018 - Apr 30, 2018	●	●	●
Jefferson Elementary School	Apr 16, 2018 - Apr 30, 2018	●	●	●
Lincoln Elementary School	Apr 16, 2018 - Apr 30, 2018	●	●	●
Norfolk Jr High School	Apr 16, 2018 - Apr 30, 2018	●	●	●
Norfolk Middle School	Apr 16, 2018 - Apr 30, 2018	●	●	●
Norfolk Senior High School	Apr 16, 2018 - Apr 30, 2018	●	●	●
Washington Elementary School	Apr 16, 2018 - Apr 30, 2018	●	●	●
Westside Elementary School	Apr 16, 2018 - Apr 30, 2018	●	●	●
Woodland Park Elementary School	Apr 16, 2018 - Apr 30, 2018	●	●	●

CASE™ Score Legend

● Beginning
800-899

● Emerging
900-999

● Proficient
1000-1099

● Advanced
1100-1199

● Exemplary
1200-1300