


Jan 1, 2018 to Present

INFRASTRUCTURE AT SCHOOL



Teachers who have difficulty getting access to high quality computers for students when needed are much less likely to plan and implement classroom activities that include digital communication, digital collaboration, digital creativity, and critical thinking.

Teachers' and students' access to technology at school is a prerequisite for 21st Century Learning. According to *NCES*, the ratio of students to computers in the classroom every day is 5.3 to 1. However, this is often not sufficient for transformative instruction to occur.

Only 57% of all Clarity teachers in the nation report that it is always easy to get access to computers when needed for class. Further only 13% of Clarity teachers across the nation rate the quality of computers and internet access at their school as excellent. Teachers who have difficulty getting access to high quality computers for students when needed are much less likely to plan and implement classroom activities that include digital communication, digital collaboration, digital creativity, and critical thinking.

Schools and districts should ensure that all students at all schools have sufficient access to technology throughout the school day. Students are digital natives who often have better access to technology outside of school as compared to inside. This results in a digital divide between school and reality for many of today's youth. Increasing access can bridge this gap.

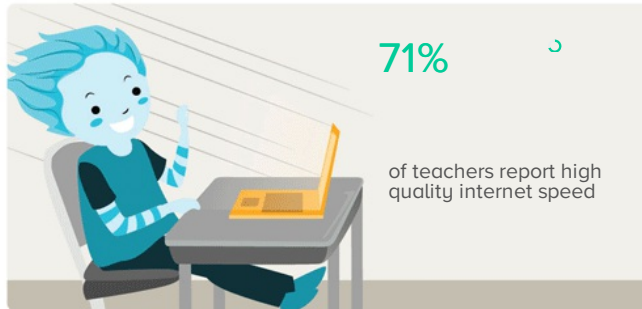
96%

of teachers can get devices for their students when needed more than half the time




71%

of teachers report high quality internet speed



94%

of teachers have access to a computer for their own use all the time at school



95%

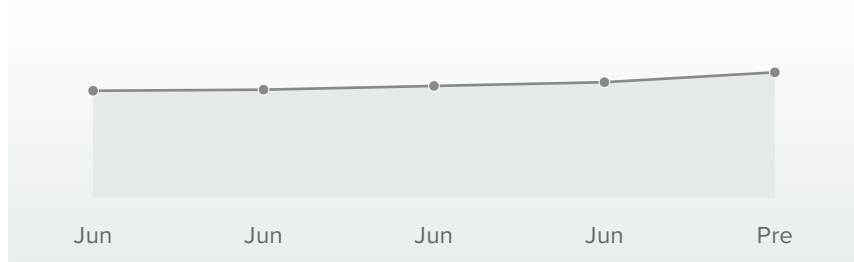
of teachers report a typical student to computer ratio of 2:1 or 1:1



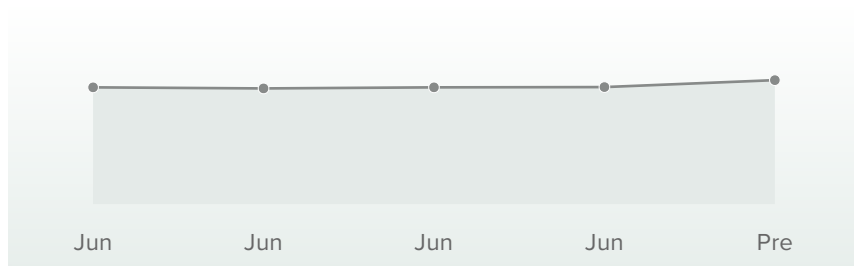
Contributing Factors

The factors that most contribute to the success of your organization include ...

STUDENT TECHNOLOGY
ACCESS AT SCHOOL



TEACHER TECHNOLOGY
ACCESS AT SCHOOL



CASE™ Score Legend

● Beginning
800-899

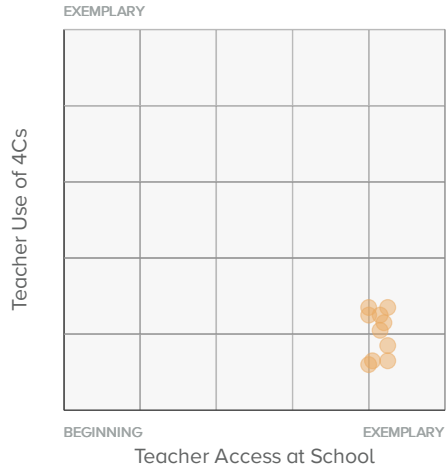
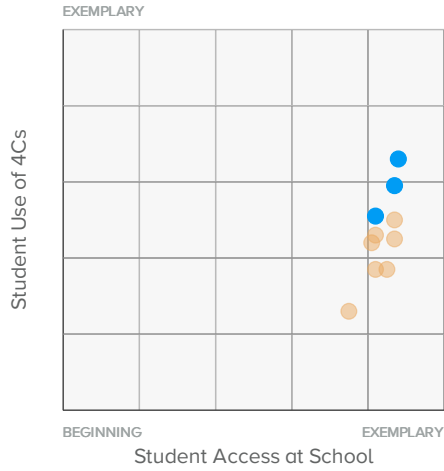
● Emerging
900-999

● Proficient
1000-1099

● Advanced
1100-1199

● Exemplary
1200-1300

Scatterplots



CASE™ Score Legend

● Beginning
800-899

● Emerging
900-999

● Proficient
1000-1099

● Advanced
1100-1199

● Exemplary
1200-1300

SCHOOL SCORECARD

Schools	Date Range	Student Access at School	Teacher Access at School
Bel Air Elementary School	Apr 16, 2018 - Apr 30, 2018		
Grant Elementary School	Apr 16, 2018 - Apr 30, 2018		
Jefferson Elementary School	Apr 16, 2018 - Apr 30, 2018		
Lincoln Elementary School	Apr 16, 2018 - Apr 30, 2018		
Norfolk Jr High School	Apr 16, 2018 - Apr 30, 2018		
Norfolk Middle School	Apr 16, 2018 - Apr 30, 2018		
Norfolk Senior High School	Apr 16, 2018 - Apr 30, 2018		
Washington Elementary School	Apr 16, 2018 - Apr 30, 2018		
Westside Elementary School	Apr 16, 2018 - Apr 30, 2018		
Woodland Park Elementary School	Apr 16, 2018 - Apr 30, 2018		

CASE™ Score Legend

Beginning
800-899

Emerging
900-999

Proficient
1000-1099

Advanced
1100-1199

Exemplary
1200-1300