



Individual Student Report Interpretive Guide for Parents

**2022–2023 NSCAS Growth and NSCAS Summative
English Language Arts, Mathematics, and Science**

Contributors

Nebraska Student-Centered Assessment System (NSCAS) Growth Assessments are administered by the Nebraska Department of Education (NDE):

500 S. 84th St., 2nd Floor
Lincoln, Nebraska 68510-2611

402.314.3013

The assessment contractor is NWEA.

Copyright © 2022–2023 by the Nebraska Department of Education. No part of this publication may be reproduced, copied, or distributed in any form or by any means, or stored in a database or retrieval system, without the prior written permission of the Nebraska Department of Education.

Part 1—Introduction

About NSCAS Growth assessments

Every fall, winter, and spring, students in grades 3–8 take the NSCAS Growth assessments in English Language Arts (ELA) and Mathematics. Students in grade 5 or 8 also take the NSCAS Science assessment in the spring term only. The Nebraska Student-Centered Assessment System (NSCAS), pronounced “EN-skass,” is a state-wide assessment. These assessments measure student performance against Nebraska's content area standards.

Once your student completed the NSCAS assessments, the results were calculated and a score was generated and reported in the form of an Individual Student Report (ISR). This guide provides a sample ISR and explains the data it contains to help you understand your student's report. If you have questions after reading this guide and reviewing your student's ISR, you can find more information under the Parents/Students link at <https://connection.nwea.org/s/nebraska>. If you have additional questions, please contact your student's teacher or school.

Student achievement reporting

Students' achievement on the NSCAS Growth assessments is reported as a scale score and achievement level.

Scale scores range from 2220–2890 for ELA, 1000–1550 for Math, and 3000–3250 for Science. The scale score is an estimate of student achievement. The estimate is generated based on the questions the student answered correctly and then converted to a standard scale.

The Nebraska State Board of Education has defined three achievement levels for each content area:

- **Developing:** Developing learners do not yet demonstrate proficiency in the knowledge and skills necessary at this grade level, as specified in the assessed Nebraska College and Career Ready Standards. These results provide evidence that the student may need additional support for academic success at the next grade level.
- **On Track:** On Track learners demonstrate proficiency in the knowledge and skills necessary at this grade level, as specified in the assessed Nebraska College and Career Ready Standards. These results provide evidence that the student will likely be ready for academic success at the next grade level.
- **Advanced:** Advanced learners demonstrate high levels of proficiency in the knowledge and skills necessary at this grade level, as specified in the assessed Nebraska College and Career Ready Standards. These results provide evidence that the student will likely be ready for academic success at the next grade level.

Part 2—Individual Student Report

ISRs show a student's achievement on the NSCAS Growth ELA and Mathematics tests, and NSCAS Science tests for students in grades 5 and 8.

A sample ISR is available on the following pages. Descriptions of the various areas of the report are below.

1. Identification Information

Student identification information is provided at the top-right corner of the report. This includes the student's name, state student identification number, and grade, and may include the district and school in which the student was enrolled at the time they were tested.

2. Report Introduction

This section has a description of the NSCAS Growth assessments. It also explains what the scores and achievement levels mean. Scale scores are the student's test scores. Achievement levels are a summary of how well the student performed in each content area.

3. Overall Performance

The student's scale score, possible score range, and the school, district, and state averages for each content area is provided.

Score ranges for each content area are scaled separately. Therefore, the scale scores for one content area cannot be compared to another content area. Instead, use the corresponding achievement level for this purpose.

If your student is missing a score, refer to [Common Questions](#) on page 7.

4. Content Area Score

On page 2, details about the student's score in each content area are shown. The graph shows where the student's score falls on the achievement scale. The dot indicates the student's score, and the lines on either side show the possible score range.


If your student is missing a score, refer to [Common Questions](#) on page 7.

5. Reporting Category Scores

Reporting category scores provide more insight into the student's achievement in different areas and can help inform teachers on how to address learning needs.

If your student is missing a score, refer to [Common Questions](#) on page 7.

The NSCAS Science tests do not have reporting category scores.

 AARON B NEWMAN took a different state assessment this year.

What is NSCAS?

This is a test that students take in spring. The scores let teachers know how well students are meeting grade-level expectations and where each student may need more support. NSCAS stands for Nebraska Student-Centered Assessment System.



What do the NSCAS scores mean?

The scores from the Spring 2022 test show where students are on the test scale and how they are progressing in their grade level.

What are the Achievement Levels?

Each test score corresponds to one of the three Achievement levels for NSCAS Growth. Developing indicates that students have an opportunity for growth in the grade-level targets. On Track represents the grade-level targets for all students. Advanced proficiency is represented by CCR (College and Career Ready) Benchmark and Advanced.



AARON B NEWMAN's Overall Performance - NSCAS

Subject	Student Score	Possible Range	School Average	District Average	State Average
English Language Arts	2375	2280-2860	2555	2422	2390
Mathematics	1236	1020-1510	1266	1164	1152
Science	3283	3000-3800	3515	3398	3408


The NSCAS score represents what the student knows about each content area in terms of what is expected for their grade level.

English Language Arts Spring 2022 Achievement Level: Developing

4

AARON B NEWMAN's English Language Arts Score

2375*



This score falls in the "Developing" range for ELA, which indicates that a student is not meeting grade-level expectations and may need additional support for academic success at the next grade level.

Reporting Category Scores

2282 Reading Vocabulary	2325 Reading Comprehension	2522 Writing Skills
----------------------------	-------------------------------	------------------------

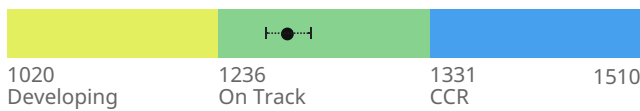
The overall score is not an exact average of reporting category scores.

Mathematics Spring 2022 Achievement Level: On Track

5

AARON B NEWMAN's Mathematics Score

1236*



This score falls in the "On Track" range for Mathematics, which indicates that a student is meeting grade-level expectations and will likely be ready for academic success at the next grade level.

Reporting Category Scores


1234 Number	1337 Algebra	1187 Geometry	1210 Data
----------------	-----------------	------------------	--------------

The overall score is not an exact average of reporting category scores.

Science Spring 2022 Achievement Level: Developing

AARON B NEWMAN's Science Score

3283*



Developing learners do not yet demonstrate proficiency in the knowledge and skills necessary at this grade level, as specified in the assessed Nebraska College and Career Ready Standards. These results provide evidence that the student may need additional support for academic success at the next grade level.

* If tested again under similar circumstances, we would expect the student's scores to fall within the dotted range shown.

Part 3—Common Questions

How do teachers, district administrators, and state administrators use the scores from the NSCAS Growth assessments?	Teachers can use the scores to help them personalize learning and monitor the growth of individual students, ensuring that they are meeting state standards. Principals and administrators can use the scores to see the performance and progress of a grade level, school, or entire district in order to target investments in professional learning.
I am missing one of the scores for my student's test under Overall Performance.	If “No Score” appears, then the student was not assessed in that content area. If you see a three-letter code, this is called a “Not-Tested Code” (NTC). NTCs include COV (student did not test due to COVID-19 pandemic), INV (student’s test was invalid), PAR (parent requested that the student not be tested), STR (student refused to be tested), and UTT (district was unable to test student). If your student had one of these NTCs assigned to their test, they received the lowest scale score and achievement level for that grade and content area.
One of the reporting category scores says NEI instead of a score. What does this mean?	NEI stands for “not enough items”. It means that the student completed enough of the test to get an overall score, but did not answer enough items in this reporting category to receive a reporting category score.
How often will my student take NSCAS Growth assessments?	The NSCAS Growth assessments are administered three times a year in ELA and Mathematics for grades 3–8, and once a year in Science for grades 5 and 8.
Are the NSCAS Growth assessments standardized tests?	Yes, the NSCAS Growth assessments are standardized tests. Standardized tests require all test takers to answer a selection of questions from a common bank of questions, and students are assessed under standardized conditions. Tests are scored in a “standard” or consistent manner, and results fulfill federal guidelines in education. Results also help educators identify student learning strengths and needs so they can tailor instruction to move student learning forward.
What types of questions are on NSCAS Growth assessments?	The NSCAS Growth assessments include multiple choice, drag-and-drop, and other types of questions. To review sample item types, visit https://connection.nwea.org/s/nebraska-practice-tests
Where do I find my student’s report if I have not already received it?	Districts will distribute ISRs to schools for students to take home. If you have moved since the test was given, your report will be delivered to the new school. If you have not received the student’s ISR, contact the student’s school.